

# DPC SERIES CONNECTOR



The 1/4" flow DPC Series couplings feature a dual port connection in a contoured design that delivers ease-of-use and excellent flow in a compact size. Made from acetal thermoplastic, the DPC Series includes valved and non-valved couplings with a single plastic thumb latch. One-hand operation makes the DPC Series the choice for simple, simultaneous connections and disconnections where two fluid lines are required.

## FEATURES

- Single thumb latch
- Insert keyed to body
- Compact, modular design
- Integral terminations

## BENEFITS

- Intuitive one step, two-line connection and disconnection
- Ensures correct directional flow
- Attractive, high-quality appearance and configuration flexibility
- Fewer moving parts, shorter assemblies, faster installations

## Specifications

### PRESSURE:

Vacuum to 120 psi, 8.3 bar

### TEMPERATURE:

32°F to 180°F (0°C to 82°C)

### MATERIALS:

- Main Components: Acetal
- Thumb latch: Acetal
- Valve springs: 316 stainless steel
- External springs: Stainless steel
- O-rings: Buna-N

**COLOR:** White with blue latch

### TUBING SIZES:

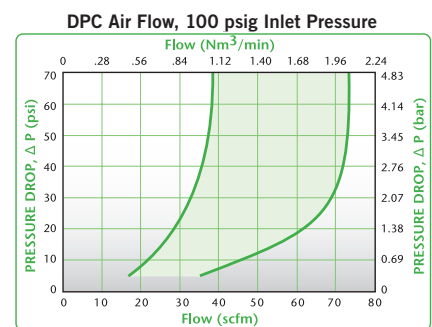
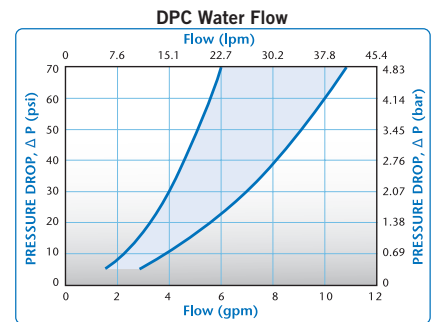
1/4" to 3/8" ID, 6.4mm to 9.5mm ID

### COMPLIANCE:

REACH  
RoHS

**WARNING:** Pressure, temperature, chemicals, and operating environment can affect the performance of couplings. It is the customer's responsibility to test the suitability of CPC's products in their own application conditions.

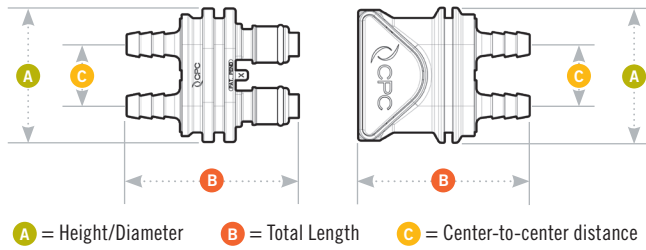
These graphics are applicable to single line use and intended to give a general idea of the performance capabilities. The shaded area of each graph represents the operating range of the product family i.e. upper and lower values are shown. Therefore, depending on the exact coupling configurations selected, you can reasonably expect values to fall within the shaded area.



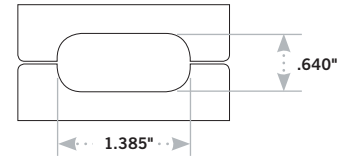
Visit us at [cpcworldwide.com](http://cpcworldwide.com) or call 800-444-2747 to get a free catalog or to find your local distributor.

# DPC SERIES DIMENSIONS

## Panel Dimensions



	PANEL OPENING	PANEL THICKNESS MAX. – MIN.
COUPLING BODIES	contact CPC	
COUPLING INSERTS	see drawing	.135 – .132



### Coupling Body • ACETAL



**TERMINATION**  
IN-LINE HOSE BARB

**TUBING SIZE**  
1/4" ID  
3/8" ID

**METRIC EQ.**  
6.4mm ID  
9.5mm ID

**STRAIGHT THRU**  
DPC17004  
DPC17006

**SHUTOFF**  
DPCD17004  
DPCD17006

**A**  
1.62  
1.62

**B**  
2.09  
2.09

**C**  
0.75  
0.75

### Coupling Insert • ACETAL



**TERMINATION**  
IN-LINE HOSE BARB

**TUBING SIZE**  
1/4" ID  
3/8" ID

**METRIC EQ.**  
6.4mm ID  
9.5mm ID

**STRAIGHT THRU**  
DPC22004  
DPC22006

**SHUTOFF**  
DPCD22004  
DPCD22006

**A**  
1.62  
1.62

**B**  
1.97 / 2.11  
1.97 / 2.11

**C**  
0.75  
0.75

美国CPC\_Colder Products Company快速接头和连接器  
授权西北代理商联系方式

西安嘉岳自动化技术有限公司 Garye Automation Company

地址：西安市未央区未央大道138-1号中登大厦A座十二层

电话：029 - 8647 4991 邮编：710016

传真：029 - 8647 3942 公司QQ:3180038393

手机：182 9256 1696

E-mail：sales@garye.cn

Web：http://www.garye.cn



Smart fluid handling to take you forward, faster.

[cpcworldwide.com/ContactUs](http://cpcworldwide.com/ContactUs)

WARRANTY: All sales are subject to Colder Products Company's limited express warranty set forth in the CPC catalog. Contact your local distributor or CPC Customer Service for warranty provisions.

Warning: Due to the wide variety of possible fluid media and operating conditions, unintended consequences may result from the use of this product, all of which are beyond the control of CPC. It is the user's responsibility to carefully determine and test for compatibility for use with their application. All such risks shall be assumed by the buyer.

COPYRIGHT © 2014 BY COLDER PRODUCTS COMPANY. COLDER PRODUCTS COMPANY, COLDER PRODUCTS AND CPC ARE REGISTERED TRADEMARKS WITH THE US PATENT & TRADEMARK OFFICE.

SPEC1044 9/15 GLS/1500 PRINTED IN THE U.S.A.